


**Richard Eckstrom**  
Comptroller General  
of  
South Carolina



# News Release

WADE HAMPTON STATE OFFICE BUILDING, COLUMBIA SC 29201

August 16, 2007

FOR RELEASE: IMMEDIATELY

***OOPS!!***

## **BUDGETED SPENDING HITS THE WALL**

### ***REVENUE COLLECTIONS LAG***

**(Announced August 16, 2007 by Comptroller General Richard Eckstrom)**

Growth in State revenues faltered during the final two months of the fiscal year ended June 30, 2007 (Fiscal Year 2007). Even though revenue growth had been erratic throughout the last half of the year -- thus reversing a two-year trend of relatively consistent growth -- budget writers had hoped that the final two months of the year would accommodate them by generating stronger growth, and they budgeted to spend as if the stronger revenues would develop.

Robust spending plans, which were ratified one month prior to the end of the fiscal year, had relied upon anticipated revenues that ultimately failed to come to pass. In the end, **actual revenues fell short of hoped-for revenues by \$80.8 million.**

**As a result, \$80.8 million in contingent and supplemental appropriations, which had been designated for expenditure in Fiscal Year 2008, can not be authorized for payment. This includes the entire \$65.0 million of Contingency Reserve Appropriations and the final \$15.8 million of proposed spending from \$585.5 million in Supplemental Appropriations.**

The \$65.0 million of Contingency Reserve Appropriations, which will not be funded or paid, includes \$50.0 million for an account to begin pre-funding health insurance benefits for public retirees (OPEB Trust Fund), \$10.0 million for the State Department of Education to supplement school district funding, and \$5.0 million for the South Carolina Research Authority for hydrogen grants.

Of the \$585.5 million total in Supplemental Appropriations or "wish list spending," the final \$15.8 million in listed projects will not be funded or paid. Proviso 73.12, which authorizes these supplemental appropriations, stipulates that projects are to be fully funded in the order they are listed until available

**COMPTROLLER GENERAL'S OFFICE / (803) 734-2121**  
FAX / (803) 734-2064

funds are exhausted. However, at the point after which remaining funds are insufficient to fully fund the next project on the supplemental list, then that project is to be partially funded to the extent of remaining available funds. See attached page 10 for a list of affected projects and amounts affected.

While there are persistent signs that the state's economy is beginning to soften, our economic growth over the past two to three years has provided opportunity for State government to prepare for an economic slowdown that might be emerging. The Budgetary General Fund has fund balances on hand of \$1.1 billion, including \$167.7 million in the General Reserve Fund and \$111.8 million in the Capital Reserve Fund -- both of which are at their "full funding" requirement. In addition, at June 30, 2007, agencies on average have *general carry forward* amounts of nearly 2% of their annual appropriations, and they have similar amounts of *special carry forward*, which together provide the State another \$225.6 million in reserves to cushion against economic downturns. Fund balances in the Budgetary General Fund are at historically high levels at June 30, 2007.

Yet major financial challenges remain. Specifically, the State made scant headway during Fiscal Year 2007 in dealing with two very large areas of financial concern.

First, the unfunded liability in the State Retirement System continues to careen out of control with no workable solution in place to permanently fund COLAs. The Retirement System deficit now stands at \$10 billion (the actual deficit becomes \$16 billion if the System were to properly recognize the additional actuarially-determined liability for the State's acknowledged intention to continue granting annual COLAs).

Second, the State's unfunded liability for providing health insurance benefits for public retirees (OPEB liability) now stands at \$9 billion. While State officials initially planned to establish an OPEB trust fund by June 30, 2007 to begin prefunding these retiree health insurance benefits, officials have not yet established such a trust fund nor have they committed sufficient funding for these benefits. However, legislative leaders have pledged again to establish a trust fund and more appropriately provide funding for these benefits beginning in Fiscal Year 2008.

The State's continuing withdrawal from its historical commitment to more conservative financial management is short-sighted and unfortunate. Revenue estimates have become overly aggressive, spending growth has become unsustainably robust, capital borrowing has become too commonplace, and *the funding* of promised employee benefits has become grossly imbalanced with *the routine increases* in those promised benefits.

**I urge all elected State financial officials to work together and recommit to the State's historically more conservative financial management practices. These are practices that for decades justified and maintained South Carolina's former AAA bond credit rating. Only by working together on these matters will we ever be in a position to recover our lost AAA rating.**

#####

(For questions or comments, please contact Nat Kaminski, Chief of Staff, Office of Comptroller General, at 803-734-2120.)

State of South Carolina  
**BUDGETARY HIGHLIGHTS**  
 BUDGETARY GENERAL FUND  
 Fiscal Year Ended June 30, 2007

**ELEMENTS THAT PRODUCED THE FY07 BUDGETARY SURPLUS:**

Actual Revenues Over Estimates Used in Appropriations Act.....	\$ 569,631,172	
Agency Appropriations that Lapsed to General Fund at Year-End.....	7,238,022	
Residual Balance from Repayments to Trust Funds <sup>a</sup> .....	165,369	
"Open-Ended" Appropriations <sup>b</sup> .....	<u>(1,252,104)</u>	
<b>Budgetary Surplus.....</b>	<b>\$</b>	<b>575,782,459</b>

**AMOUNTS DESIGNATED BY THE GENERAL ASSEMBLY FOR EXPENDITURE IN FY08:**

Supplemental Appropriations (Proviso 73.12).....	\$ 585,534,972	
Contingency Reserve Appropriations (S.656 and Proviso 73.10).....	65,000,000	
FY07 Excess Debt Service Lapsed Appropriations (Proviso 73.13).....	5,895,419	
Residual Balance from Repayments to Trust Funds.....	<u>165,369</u>	
<b>Total Designated for Expenditure in FY08.....</b>	<b>\$</b>	<b>656,595,760</b>

**SUPPLEMENTAL AND CONTINGENCY RESERVE APPROPRIATIONS**

<b>NOT AUTHORIZED FOR PAYMENT <sup>c</sup>.....</b>	<b>\$</b>	<b><u>(80,813,301)</u></b>
---	-----------	----------------------------

<sup>a</sup> Proviso 73.14 of the FY07 Appropriations Act set-aside \$174,116,350 for the repayment of Trust Funds. Of that amount, \$165,369 could not be repaid because the Trust Funds no longer existed at the time repayment was attempted.

<sup>b</sup> Open-ended appropriations occur when the General Assembly mandates that items be fully funded yet fails to budget sufficient amounts to fund them completely. In these instances, appropriations are increased after the fact to allow for the additional expenditures.

<sup>c</sup> The General Assembly ratified Contingency Reserve Appropriations (Proviso 73.10) and Supplemental Appropriations (Proviso 73.12) in anticipation of revenues that did not fully materialize. Due to resulting over-appropriations of \$80,813,301, the entire \$65,000,000 of Contingency Reserve Appropriations (Proviso 73.10) and the final \$15,813,301 of proposed spending in Supplemental Appropriations (Proviso 73.12) are not authorized for payment.

BUDGETARY GENERAL FUND  
**Changes in Budgetary Fund Balance**  
 Fiscal Year Ended June 30, 2007

	Reserved				Unreserved		Total
	General Reserve	Appropriations			Designated	Undesignated	
		Carried Forward	Capital Reserve	Contingency Reserve			
Revenues.....	\$ —	\$ —	\$ —	\$ —	\$ —	\$ 6,658,502,908	\$ 6,658,502,908
Expenditures.....	—	—	—	—	—	(6,117,311,194)	(6,117,311,194)
Transfer to General Reserve per Act.....	14,243,425	—	—	—	—	(14,243,425)	—
Transfer to Capital Reserve per Act.....	—	—	111,821,213	—	—	(111,821,213)	—
Appropriations:							
Brought Forward From Last Year <sup>a</sup> .....	—	(107,364,877)	—	—	—	107,364,877	—
Carried Forward to Next Year <sup>b</sup> .....	—	225,645,242	—	—	—	(225,645,242)	—
Appropriation of FY06 Designated Fund Balance:							
Per Proviso 73.14:							
Supplemental Appropriations.....	—	—	—	—	(275,428,495)	275,428,495	—
Transfer to Agencies - Repayment of Trust Funds.....	—	—	—	—	(174,116,350)	—	(174,116,350)
Per Proviso 73.3:							
FY06 Excess Debt Service Appropriations.....	—	—	—	—	(3,507,253)	3,507,253	—
Transfer FY06 Capital Reserve Appropriations to Agencies.....	—	—	(102,325,596)	—	—	—	(102,325,596)
Transfer FY06 Contingency Reserve to Agencies.....	—	—	—	(171,541,103)	—	—	(171,541,103)
Net Current Year Changes.....	14,243,425	118,280,365	9,495,617	(171,541,103)	(453,052,098)	575,782,459	93,208,665
Fund Balance—July 1, 2006.....	153,488,394	107,364,877	102,325,596	171,541,103	453,052,098	—	987,772,068
Amount Designated for Expenditure in FY08 <sup>c</sup> .....	—	—	—	—	575,782,459	(575,782,459)	—
Fund Balance—June 30, 2007.....	\$ 167,731,819	\$ 225,645,242	\$ 111,821,213	\$ —	\$ 575,782,459	\$ —	\$ 1,080,980,733

<sup>a</sup> These represent current year expenditures that did not require current year budget appropriations.

<sup>b</sup> These represent current year budget appropriations that will not be expended until next year.

<sup>c</sup> Provisos 73.12 and 73.13 of the FY08 Appropriations Act designated this amount of FY07 budgetary surplus as a source for appropriations in FY08.

BUDGETARY GENERAL FUND  
**Revenue Analysis**  
Fiscal Year Ended June 30, 2007

	Actual Revenue	Over (Under) Estimates		Actual 2006	Increase (Decrease) from 2007 Actual	
		Used in Appropriation Act Amount	%		Amount	%
Individual Income Tax.....	\$ 2,881,930,422	\$ 282,016,936	10.8%	\$ 2,608,227,193	\$ 273,703,229	10.5%
Sales Tax.....	2,631,222,230	135,457,407	5.4%	2,544,980,403	86,241,827	3.4%
Corporation Income Tax.....	261,523,893	38,754,803	17.4%	257,853,944	3,669,949	1.4%
Insurance Tax.....	167,497,694	8,289,889	5.2%	139,035,763	28,461,931	20.5%
Beer, Wine, Liquor Taxes.....	155,634,514	(1,345,479)	(0.9%)	149,945,318	5,689,196	3.8%
Earned on Investments.....	128,756,090	72,156,090	127.5%	69,852,997	58,903,093	84.3%
Corporation License Tax.....	65,161,042	(15,263,190)	(19.0%)	72,467,145	(7,306,103)	(10.1%)
Documentary (Deed Stamp) Tax.....	56,198,586	(2,014,240)	(3.5%)	64,015,113	(7,816,527)	(12.2%)
Departmental Revenue <sup>a</sup> .....	44,086,410	(319,846)	(0.7%)	49,056,211	(4,969,801)	(10.1%)
Nonrecurring Revenue <sup>b</sup> .....	38,355,384	34,355,383	858.9%	13,589,652	24,765,732	182.2%
All Other Sources.....	36,753,355	4,596,663	14.3%	39,468,075	(2,714,720)	(6.9%)
Motor Vehicle License Fees.....	32,534,443	14,294,631	78.4%	51,110,914	(18,576,471)	(36.3%)
Business License (Tobacco) Tax.....	31,672,210	2,180,425	7.4%	32,056,450	(384,240)	(1.2%)
Bank and Savings & Loan Taxes.....	28,554,855	(4,701,775)	(14.1%)	31,633,949	(3,079,094)	(9.7%)
Admissions Tax.....	27,765,123	1,350,314	5.1%	25,972,973	1,792,150	6.9%
Indirect Cost Recoveries.....	15,736,374	(2,316,445)	(12.8%)	18,009,419	(2,273,045)	(12.6%)
Public Service Authority (Excess Earnings)...	14,993,000	822,789	5.8%	14,953,629	39,371	0.3%
Workers' Comp Insurance Tax.....	14,473,981	(1,171,008)	(7.5%)	13,142,396	1,331,585	10.1%
Electric Power Tax.....	14,145,254	892,067	6.7%	17,772,698	(3,627,444)	(20.4%)
Circuit and Family Court Fines.....	9,977,636	65,346	0.7%	9,655,254	322,382	3.3%
Estate Tax.....	1,530,412	1,530,412	100.0%	3,227,081	(1,696,669)	(52.6%)
<b>Total Revenues.....</b>	<b>\$ 6,658,502,908</b>	<b>\$ 569,631,172</b>	<b>9.4%</b>	<b>\$ 6,226,026,577</b>	<b>\$ 432,476,331</b>	<b>6.9%</b>

<sup>a</sup> Departmental revenue consists mostly of revenues charged by agencies for goods and services.

<sup>b</sup> Nonrecurring revenue consists of various one-time revenues and transfers from other funds. For FY07, nonrecurring revenues consisted of \$34,355,384 in unspent earmarked funds originally designated for a competitive grants program being returned to the General Fund, and a \$4,000,000 contribution from the Department of Motor Vehicles. For FY06, nonrecurring revenues consisted a cash contribution from the Department of Motor Vehicles and excess appropriations from two other agencies.

BUDGETARY GENERAL FUND  
**Appropriations and Expenditures**  
 Fiscal Year Ended June 30, 2007

Expenditures by Entity	Final Appropriations	Disposition of Adjusted Appropriations		
		Expenditures	Appropriations Carried Forward to 2008	Lapsed
Adjutant General.....	\$ 11,202,651	\$ 7,413,704	\$ 3,788,947	\$ —
Administrative Law Judges.....	2,277,500	2,012,875	264,625	—
Agriculture.....	5,627,354	5,627,354	—	—
Aid to Local Government.....	265,241,865	264,159,011	—	1,082,854
Alcohol and Other Drug Abuse Services.....	17,421,889	17,135,070	286,819	—
Archives and History.....	4,127,753	3,926,956	200,797	—
Arts Commission.....	4,587,756	4,587,756	—	—
Attorney General.....	7,150,581	7,142,940	7,641	—
Budget and Control Board.....	69,346,834	55,382,035	13,794,702	170,097
Commerce.....	35,073,680	19,092,671	15,981,009	—
Commission for Minority Affairs.....	557,315	544,108	13,207	—
Commission for the Blind.....	3,910,868	3,627,570	283,298	—
Commission on Indigent Defense.....	9,307,513	8,981,234	326,279	—
Comptroller General.....	4,627,527	4,217,200	410,327	—
Consumer Affairs.....	2,282,627	2,221,768	60,859	—
Corrections.....	330,900,932	330,279,607	621,325	—
Debt Service.....	242,591,962	226,837,811	9,858,732	5,895,419
Disabilities and Special Needs.....	180,114,602	179,877,117	237,485	—
Education.....	2,201,979,298	2,189,330,663	12,648,635	—
Educational Television Commission.....	14,307,556	13,748,975	558,581	—
Election Commission.....	3,005,241	2,272,647	732,594	—
Employment Security Commission.....	441,248	441,248	—	—
Forestry Commission.....	17,062,195	16,693,224	368,971	—
Governor's Office.....	49,384,061	47,845,163	1,538,898	—
Health and Environmental Control.....	143,043,362	128,609,142	14,434,220	—
Health and Human Services.....	903,131,725	832,255,285	70,876,440	—
Higher Education.....	959,446,661	925,514,223	33,932,438	—
House of Representatives.....	15,776,056	12,981,371	2,794,685	—
Human Affairs Commission.....	1,978,294	1,812,268	166,026	—
Insurance.....	4,556,425	4,287,999	268,426	—
Jobs-Economic Development Authority.....	72,144	72,144	—	—
John De La Howe School.....	5,085,574	4,699,589	385,985	—
Judicial Department.....	36,879,224	36,631,439	247,785	—
Juvenile Justice.....	91,411,534	89,053,683	2,357,851	—
Labor, Licensing and Regulation.....	3,467,480	2,796,765	632,580	38,135
Legislative Audit Council.....	1,364,761	1,207,547	157,214	—
Legislative Support Agencies.....	7,860,749	6,251,047	1,609,702	—
Lieutenant Governor.....	8,193,279	5,940,926	2,252,353	—
Mental Health.....	210,389,733	209,616,732	773,001	—
Motor Vehicles.....	—	—	—	—
Museum Commission.....	14,575,506	14,407,835	167,671	—
Natural Resources.....	26,450,228	25,681,472	768,756	—
Parks, Recreation and Tourism.....	54,650,550	50,140,611	4,509,939	—
Probation, Parole, and Pardon.....	21,652,277	19,037,865	2,614,412	—
Procurement Review Panel.....	118,358	118,358	—	—
Prosecution Coordination Commission.....	13,340,573	13,124,623	215,950	—
Public Safety.....	86,124,923	79,891,841	6,233,082	—
Revenue.....	43,567,860	41,774,291	1,793,569	—
School for the Deaf and Blind.....	15,138,669	15,025,102	113,567	—
Sea Grant Consortium.....	585,103	494,981	54,575	35,547
Secretary of State.....	928,070	928,070	—	—
Social Services.....	131,155,770	131,155,752	18	—
State Ethics Commission.....	485,496	485,476	20	—
State Library.....	14,149,537	13,931,649	217,888	—
State Treasurer.....	4,550,349	4,481,169	69,180	—
The Senate.....	16,404,860	10,490,640	5,914,220	—
Transportation.....	9,780,990	1,139,497	8,641,493	—
Vocational Rehabilitation.....	13,914,004	13,130,348	783,656	—
Wil Lou Gray Opportunity School.....	3,840,506	3,354,124	470,412	15,970
Workers' Compensation Commission.....	3,593,020	3,388,623	204,397	—
<b>Total</b>	<b>\$ 6,350,194,458</b>	<b>\$ 6,117,311,194</b>	<b>\$ 225,645,242</b>	<b>\$ 7,238,022</b>

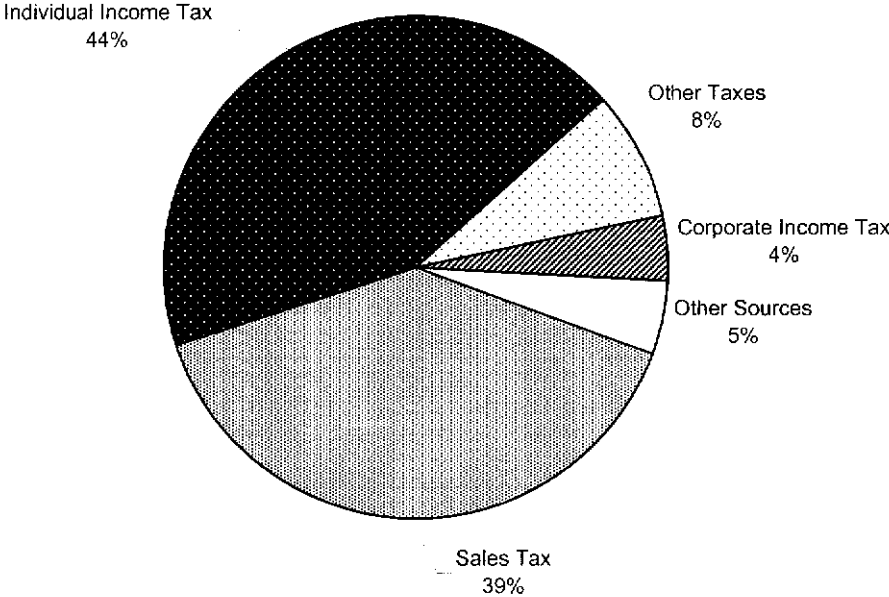
BUDGETARY GENERAL FUND  
**Appropriations Carried Forward to FY2007-08**  
 Fiscal Year Ended June 30, 2007

Entity	Carryforward			General Carryforward as % of Original Appropriation
	Total	Special <sup>a</sup>	General <sup>p</sup>	
Sea Grant Consortium.....	\$ 54,575	\$ —	\$ 54,575	10.00%
Comptroller General.....	410,327	—	410,327	9.99%
Wil Lou Gray Opportunity School.....	470,412	175,430	294,982	9.44%
John De La Howe School.....	385,985	19,432	366,553	9.10%
Commerce.....	15,981,009	14,618,153	1,362,856	8.89%
Human Affairs Commission.....	166,026	2,941	163,085	8.71%
Lieutenant Governor.....	2,252,353	1,841,969	410,384	8.71%
Labor, Licensing and Regulation.....	632,580	383,592	248,988	8.67%
Commission for the Blind.....	283,298	—	283,298	7.95%
Health and Human Services.....	70,876,440	—	70,876,440	7.67%
Election Commission.....	732,594	616,622	115,972	6.56%
Public Safety.....	6,233,082	1,297,269	4,935,813	6.42%
Workers' Compensation Commission.....	204,397	—	204,397	6.29%
Insurance.....	268,426	—	268,426	6.05%
Adjutant General.....	3,788,947	3,424,705	364,243	5.91%
Vocational Rehabilitation.....	783,656	—	783,656	5.87%
Revenue.....	1,793,569	—	1,793,569	4.41%
Educational Television Commission.....	558,581	18,855	539,726	4.02%
Archives and History.....	200,797	62,940	137,857	3.52%
Alcohol and Other Drug Abuse Services.....	286,819	—	286,819	2.71%
Commission for Minority Affairs.....	13,207	—	13,207	2.64%
State Treasurer.....	69,180	—	69,180	2.53%
Forestry Commission.....	368,971	—	368,971	2.41%
Budget and Control Board.....	13,794,702	10,850,702	2,944,000	2.40%
Health and Environmental Control.....	14,434,220	11,862,166	2,572,054	2.11%
Juvenile Justice.....	2,357,851	491,799	1,866,052	2.09%
Natural Resources.....	768,756	271,864	496,892	2.03%
Prosecution Coordination Commission.....	215,950	—	215,950	1.95%
Commission on Indigent Defense.....	326,279	198,959	127,320	1.94%
Governor's Office.....	1,538,898	691,205	847,693	1.86%
Parks, Recreation and Tourism.....	4,509,939	3,949,502	560,437	1.61%
Administrative Law Judges.....	264,625	235,000	29,625	1.55%
Higher Education.....	33,932,438	23,611,548	10,320,889	1.24%
State Library.....	217,888	100,000	117,888	.92%
Judicial Department.....	247,785	—	247,785	.72%
School for the Deaf and Blind.....	113,567	35,901	77,666	.53%
Probation, Parole, and Pardon.....	2,614,412	2,509,947	104,465	.50%
Mental Health.....	773,001	—	773,001	.40%
Consumer Affairs.....	60,859	55,466	5,393	.27%
Education.....	12,648,635	7,414,933	5,233,702	.25%
Corrections.....	621,325	—	621,325	.20%
Disabilities and Special Needs.....	237,485	—	237,485	.15%
Attorney General.....	7,641	—	7,641	.11%
State Ethics Commission.....	20	—	20	.0%
Social Services.....	18	—	18	.0%
Secretary of State.....	—	—	—	—
The Senate.....	5,914,220	5,914,220	—	—
House of Representatives.....	2,794,685	2,794,685	—	—
Legislative Support Agencies.....	1,609,702	1,609,702	—	—
Legislative Audit Council.....	157,214	157,214	—	—
Arts Commission.....	—	—	—	—
Museum Commission.....	167,671	167,671	—	—
Agriculture.....	—	—	—	—
Motor Vehicles.....	—	—	—	—
Employment Security Commission.....	—	—	—	—
Procurement Review Panel.....	—	—	—	—
Transportation.....	8,641,493	8,641,493	—	—
Debt Service.....	9,858,732	9,858,732	—	—
Aid to Local Government.....	—	—	—	—
<b>Total.....</b>	<b>\$ 225,645,242</b>	<b>\$ 113,884,617</b>	<b>\$ 111,760,625</b>	<b>1.86%</b>

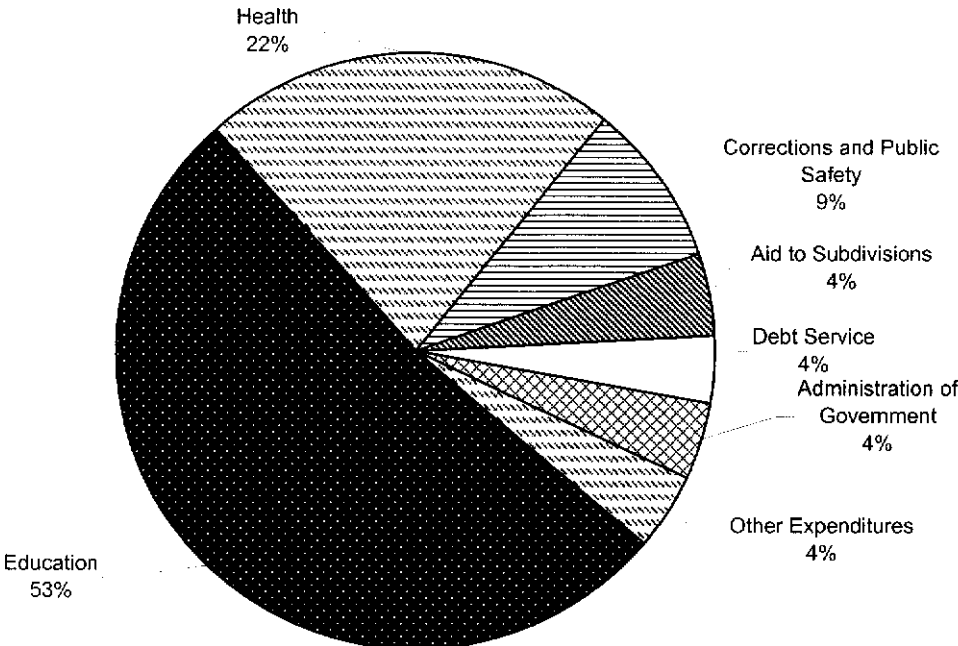
<sup>a</sup> Provisos contained within Part 1B of the FY2006-07 Appropriations Act allow certain agencies to carry forward specific appropriation balances to FY2007-08 for expenditure.

<sup>b</sup> Proviso 72.29 of the FY2007-08 Appropriations Act allows agencies to carry forward up to ten percent of their General Fund appropriations to FY2007-08 for expenditure.

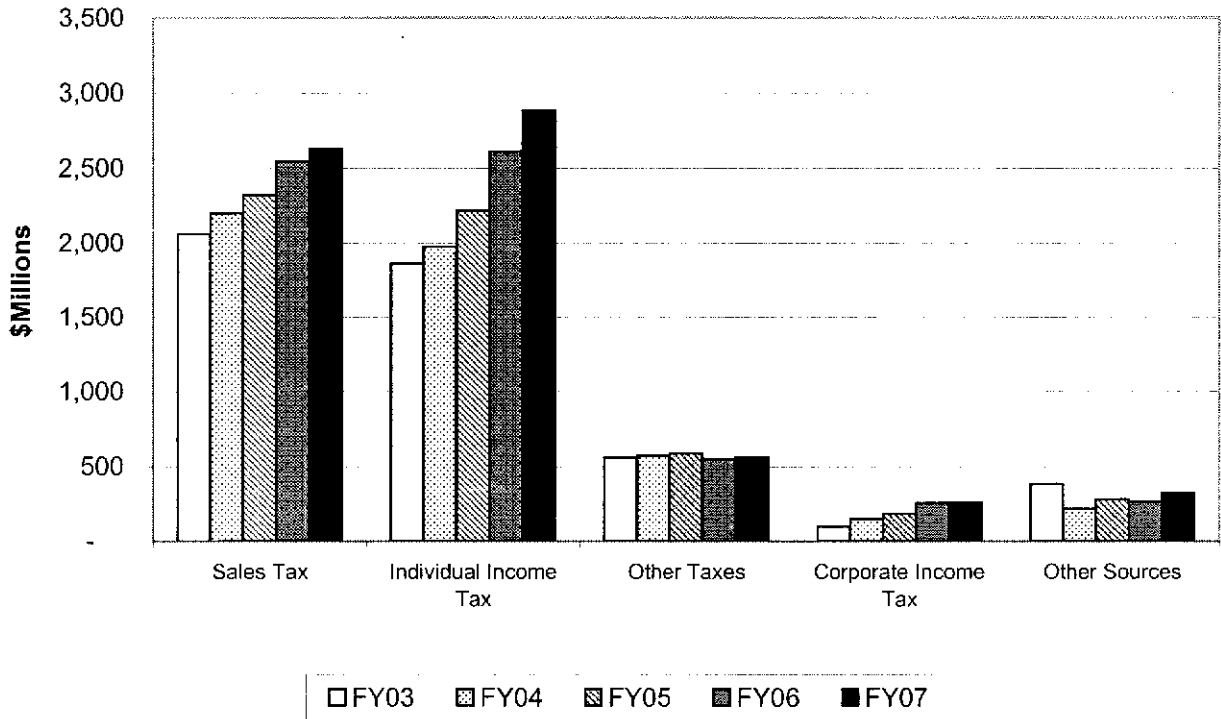
**BUDGETARY GENERAL FUND REVENUES**  
**Fiscal Year 2007**



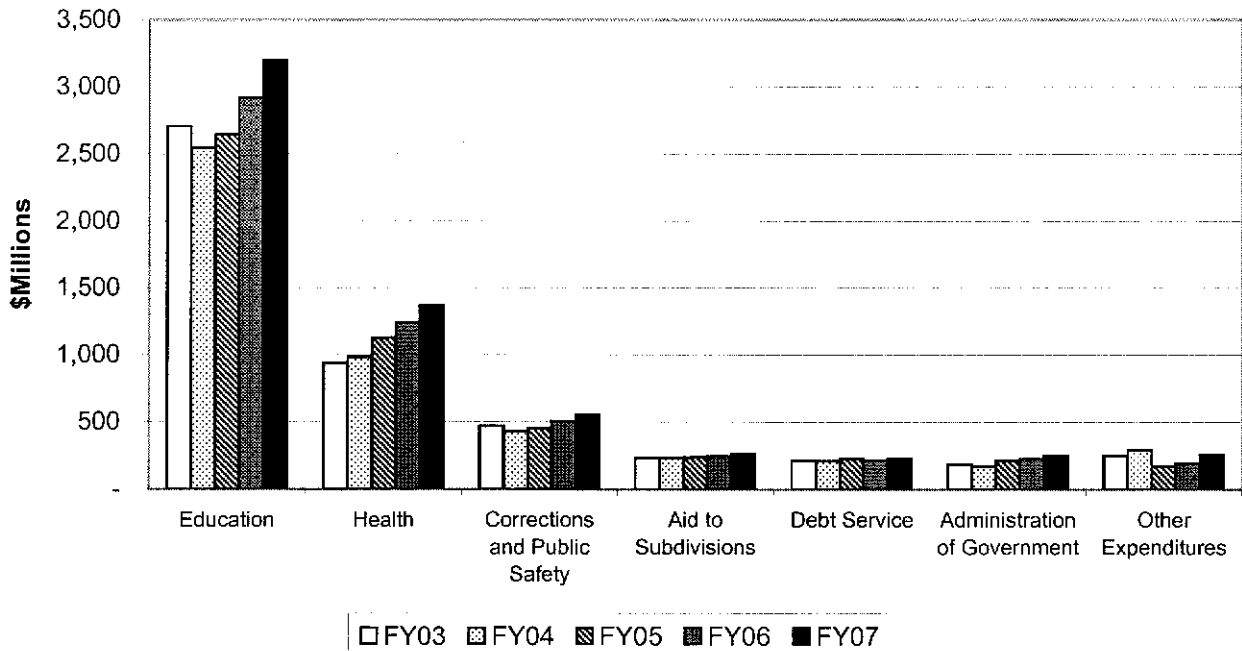
**BUDGETARY GENERAL FUND EXPENDITURES**  
**Fiscal Year 2007**



**BUDGETARY GENERAL FUND REVENUES  
LAST FIVE FISCAL YEARS**



**BUDGETARY GENERAL FUND EXPENDITURES  
LAST FIVE FISCAL YEARS**



# General Reserve

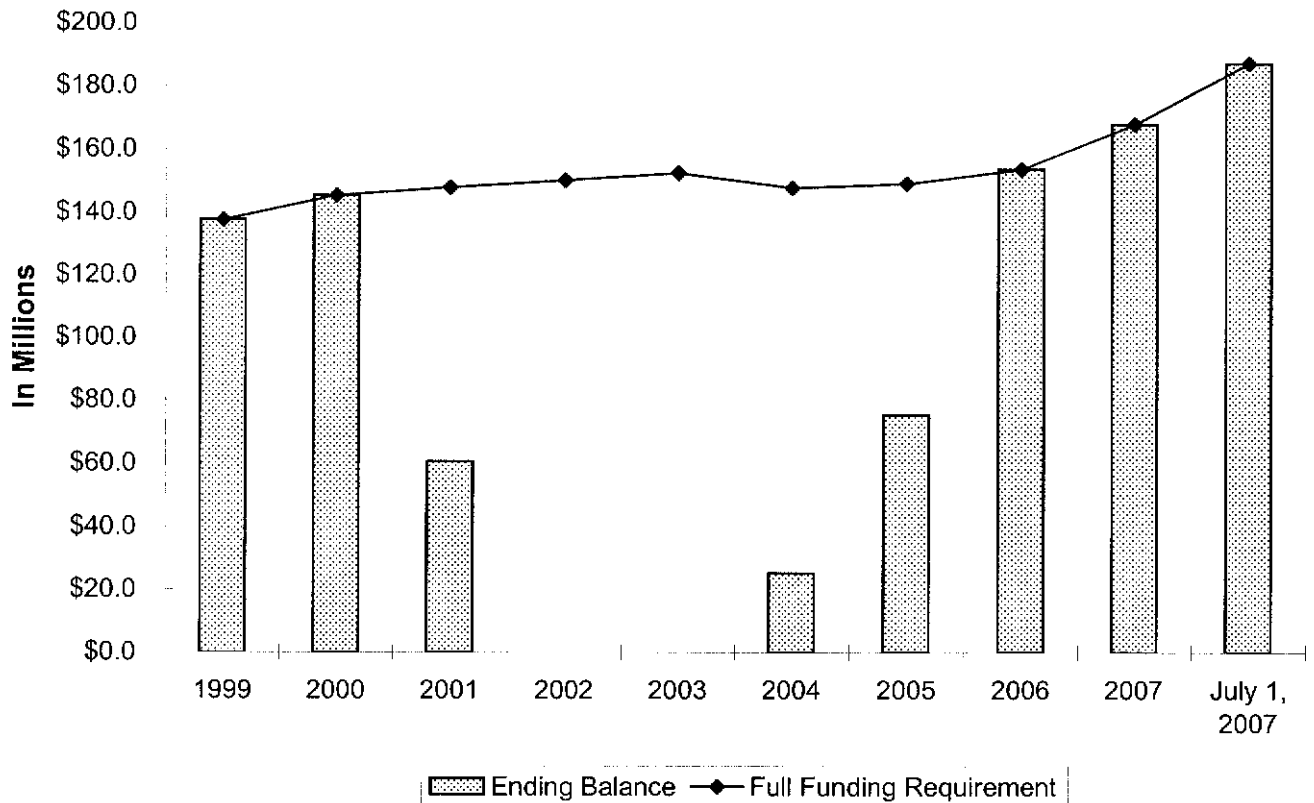
BUDGETARY GENERAL FUND

Fiscal Years Ended June 30

Year	Beginning Balance	Net Additions (Reductions)	Ending Balance	Full Funding Requirement	Over(Under) Funded
1999	\$ 130,379,733	\$ 7,269,750	\$ 137,649,483	\$ 137,649,483	\$ —
2000	137,649,483	7,721,564	145,371,047	145,371,047	—
2001	145,371,047	(84,847,657)	60,523,390	147,916,397	(87,393,007)
2002	60,523,390	(60,523,390)	—	150,202,108	(150,202,108)
2003	—	—	—	152,409,712	(152,409,712)
2004	—	25,154,528	25,154,528	147,707,970	(122,553,442)
2005	25,154,528	50,000,000	75,154,528	149,034,038	(73,879,510)
2006	75,154,528	78,333,866	153,488,394	153,488,394	—
2007	153,488,394	14,243,425	167,731,819	167,731,819	—
2008	167,731,819	19,048,978 <sup>a</sup>	186,780,797 <sup>b</sup>	186,780,797	—

<sup>a</sup> July 1, 2007 contribution mandated by FY08 Appropriations Act.

<sup>b</sup> Balance as of July 2007.



## Capital Reserve

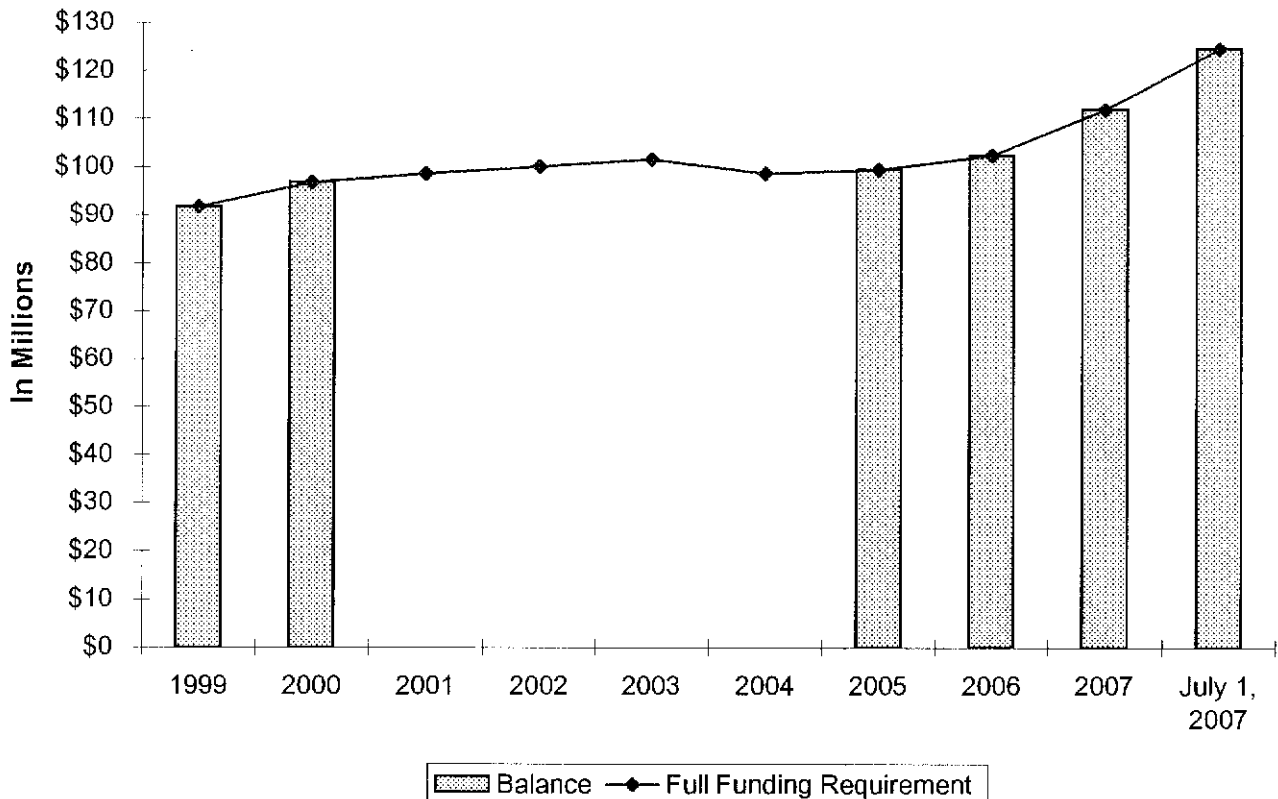
BUDGETARY GENERAL FUND  
For Fiscal Years Ended June 30

Year	Beginning Balance	Original Appropriations	Appropriation Reductions	Transfer to Agencies	Ending Balance	Full Funding Requirement
1999	86,919,822	91,766,322	-	(86,919,822)	91,766,322	91,766,322
2000	91,766,322	96,914,031	-	(91,766,322)	96,914,031	96,914,031
2001	96,914,031	98,610,931	(98,610,931)	(96,914,031)	-	98,610,931
2002	-	100,134,739	(100,134,739)	-	-	100,134,739
2003	-	101,606,475	(101,606,475)	-	-	101,606,475
2004	-	98,599,197	(98,599,197)	-	-	98,599,197
2005	-	99,356,026	-	-	99,356,026	99,356,026
2006	99,356,026	102,325,596	-	(99,356,026)	102,325,596	102,325,596
2007	102,325,596	111,821,213	-	(102,325,596)	111,821,213	111,821,213
2008	111,821,213	124,520,532 <sup>a</sup>	-	(111,821,213) <sup>b</sup>	124,520,532 <sup>c</sup>	124,520,532

<sup>a</sup> July 1, 2007 contribution mandated by FY08 Appropriations Act.

<sup>b</sup> Amount to be transferred to agencies upon completion of the State's Comprehensive Annual Financial Report for FY07.

<sup>c</sup> Projected balance.



## BUDGETARY GENERAL FUND

**Proviso 73.12****List of Unfunded Supplemental Appropriation Items (Projects)**

Fiscal Year Ended June 30, 2007

<u>Agency/Project</u>	<u>Appropriations Per Act</u>	<u>Amount Funded</u>	<u>Amount Unfunded</u>
<u>Budget &amp; Control Board</u>			
Westminster Town Hall Renovations.....	\$ 500,000	—	\$ 500,000
Third Army Water Line.....	500,000	—	500,000
City of Conway Stormwater Filtration.....	230,000	—	230,000
SC Health Information Data Systems.....	10,000	—	10,000
Liberty Industrial Development.....	200,000	—	200,000
Competitive Grants.....	3,000,000	—	3,000,000
Museum and Gallery at Heritage Green.....	100,000	—	100,000
<u>Lieutenant Governor</u>			
Burgess Center.....	185,000	—	185,000
Brookland Community Develop. Corp.-Respite for Seniors.....	275,000	—	275,000
Chesnee Senior Center.....	250,000	—	250,000
<u>Governor's Office-SLED</u>			
Pee Dee Ballistic Shootouse.....	400,000	—	400,000
Town of Lexington - Middle Schools - Security Camera System.....	20,000	—	20,000
<u>Department of Transportation</u>			
Smart Ride Annualization.....	380,000	—	380,000
Aiken County Economic Development.....	1,760,000	—	1,760,000
Salter's Road Expansion Project.....	2,000,000	—	2,000,000
Traffic Safety Hazard Mitigation - St. Paul Church Road.....	150,000	—	150,000
Hardscrabble Road Intersection Improvements.....	200,000	—	200,000
North Springs, Harrington, and South Springs Intersection Improvements.....	100,000	—	100,000
City of Easley - Town Center Infrastructure Improvements.....	950,000	—	950,000
Bull Durham Project - Town of Estill.....	150,000	—	150,000
Overlay Redevelopment District.....	300,000	—	300,000
<u>Department of Corrections</u>			
Second Chance Barn.....	50,000	—	50,000
Greer Police & Courts Complex.....	450,000	—	450,000
<u>Judicial Department</u>			
Abbeville County Courthouse Renovation & Operational Costs.....	225,000	—	225,000
<u>Patriots Point Authority</u>			
Yorktown Fire Protection Program.....	500,000	—	500,000
<u>Department of Commerce</u>			
Donaldson Development Commission.....	3,000,000	71,699	2,928,301
<b>Total.....</b>	<b>\$ 15,885,000</b>	<b>\$ 71,699</b>	<b>\$ 15,813,301</b>